



Thermia WT-C FC



WT-C 500 FC



WT-C 750 FC



WT-C 1000 FC



High-performance hot water cylinder for domestic hot water

The Thermia WT-C FC is a front-connected coil water heater for domestic hot water. It is available in 500, 750 and 1,000 litre sizes and can be cascade-connected where there is high demand for hot tap water. The FC version has all connections on the front, making it easier to transport and install. The boiler can also be made narrower and easier to handle by simply removing the insulation.

The WT-C FC consists of an insulated tank in black steel, where the domestic hot water is heated using cam flange coils via direct exchange with the radiator water. Each loop is 12 metres in length and there are different numbers of loops in each model: 4 in the 500, 6 in the 750 and 8 in the 1,000 litre variants.

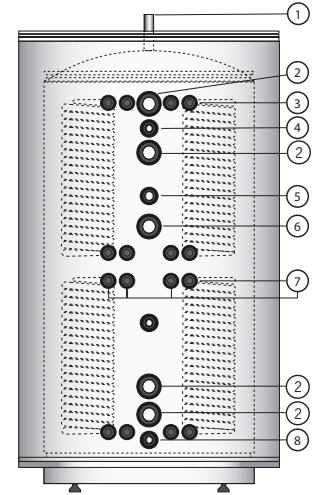
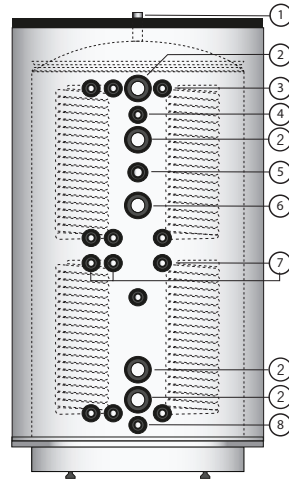
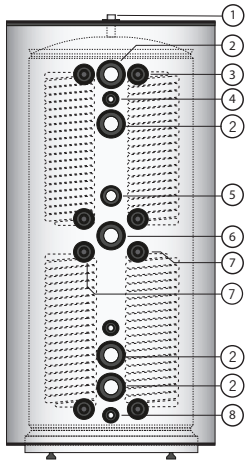
The WT-C FC series is available in models suitable for up to 20 apartments and all WT-C FC models can be cascaded to meet larger domestic hot water needs. The WT-C 500 FC can supply the hot water requirement of up to 10 apartments, the WT-C 750 FC up to 15 apartments and the WT-C 1000 FC up to 20 apartments.

The FC models are also available in 6-bar version, which makes it possible to use them in buildings where a higher working water pressure is required.

Technical data WT-C 500 FC

WT-C 750 FC

WT-C 1000 FC



Connections WT-C 500 FC

- 1 Expansion/Venting (DN32)
- 2 Heat source connections (DN50, x4)
- 3 Hot water coil (2x12m, Ø22mm)
- 4 Temperature sensor conn. (DN20, x2)
- 5 Heat source connections (DN32)
- 6 Immersion heater conn. (DN50)
- 7 Preheat coil/Hot water coil (2x12m, Ø22mm)
- 8 Drain/temperature sensor (DN20)

Connections WT-C 750 FC

- 1 Expansion/Venting (DN32)
- 2 Heat source connections (DN50, x4)
- 3 Hot water coil (3x12m, Ø22mm)
- 4 Temperature sensor conn. (DN20, x2)
- 5 Heat source connections (DN32)
- 6 Immersion heater conn. (DN50)
- 7 Preheat coil/Hot water coil (3x12m, Ø22mm)
- 8 Drain/temperature sensor (DN20)

Connections WT-C 1000 FC

- 1 Expansion/Venting (DN32)
- 2 Heat source connections (DN50, x4)
- 3 Hot water coil (4x12m, Ø22mm)
- 4 Temperature sensor conn. (DN20, x2)
- 5 Heat source connections (DN32)
- 6 Immersion heater conn. (DN50)
- 7 Preheat coil/Hot water coil (4x12m, Ø22mm)
- 8 Drain/temperature sensor (DN20)

	WT-C 500 FC		WT-C 750 FC		WT-C 1000 FC	
	3 bar	6 bar	3 bar	6 bar	3 bar	6 bar
Corrosion protection, coil	copper	copper	copper	copper	copper	copper
Total Volume V (liters)	477	503	721	676	971	907
Volume V (liters)	466	492	704.5	659.5	949	885
Volume, coil (liters)	11	11	16.5	16.5	22	22
Length, coil (m)	4x12	4x12	6x12	6x12	8x12	8x12
Test pressure (bar)	4,3	8,6	4,3	8,6	4,3	8,6
Working pressure (bar/MPa)	3	6	3	6	3	6
Maximum pressure coil (bar)	10	10	10	10	10	10
Max. temperature (°C)	100	100	100	100	100	100
Max. immersion heater length (mm)	700	710	840	810	950	910
Standing loss S ¹ (W)	104	104	127	127	130	135
Energy efficiency class	C	C	C	C	C	C
Height (mm)	1765	1788	1830	1837	1927	1900
Diameter ² (mm)	840	840	960	950	1090	1050
Diameter ² without insulation (mm)	640	650	780	750	890	850
Weight (kg)	142	164	187	208	270	262
Minimum ceiling height for maneuvering and tipping (mm)	1900	1900	2000	2000	2120	2090

1) According to EN 12897:2016 ; 2) Stated dimensions exclude pipe nnections.

More information can be found in the separate installation guide.